This drawing is not to be scaled. The architect is to be informed of any errors before work proceeds. The general contractor is responsible for checking all dimensions.

Notes

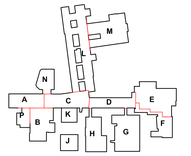

0 5 10

Area A: admin and reception
Area B: hall
Area C: new dining area
Area D:existing toilets / classrooms
Area E: sports hall / gym
Area F: music
Area G: design technology
Area H: general teaching and LRC
Area J: post 16
Area K: plant room
Area L: west wing general teaching
Area M: west wing science
Area N: new teaching block
Area P: new entrance / drama

New and refurbished Door key

- K-DC-S-01 — Existing door with new ironmongery
- K-DC-S-01 — New doorset with new ironmongery
- K-DC-S-01 — New door leaf in existing built in metal frame

For all other doors do nothing
Drawing to be read in conjunction with Fire Strategy Drawings SHS-A-1190 & 1191.
Drawing to be read in conjunction with the Acoustic Report (Sandy Brown) and Room Data Sheets.
Refer to SHS-A-9100 for Door and Ironmongery Schedules
For details of external doors see drawings SHS-A-9008, 9009 and 9010

- Internal lock down zone - rooms will be individually locked & suited as required to separate community & school use
- AC Access Control to doors
- Community access points
- Community use of existing hall, library, new dining & new performance areas.
- Community use of existing sports facilities (not affected by new development).

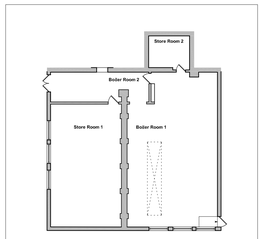

BLOCK K - BASEMENT PLAN

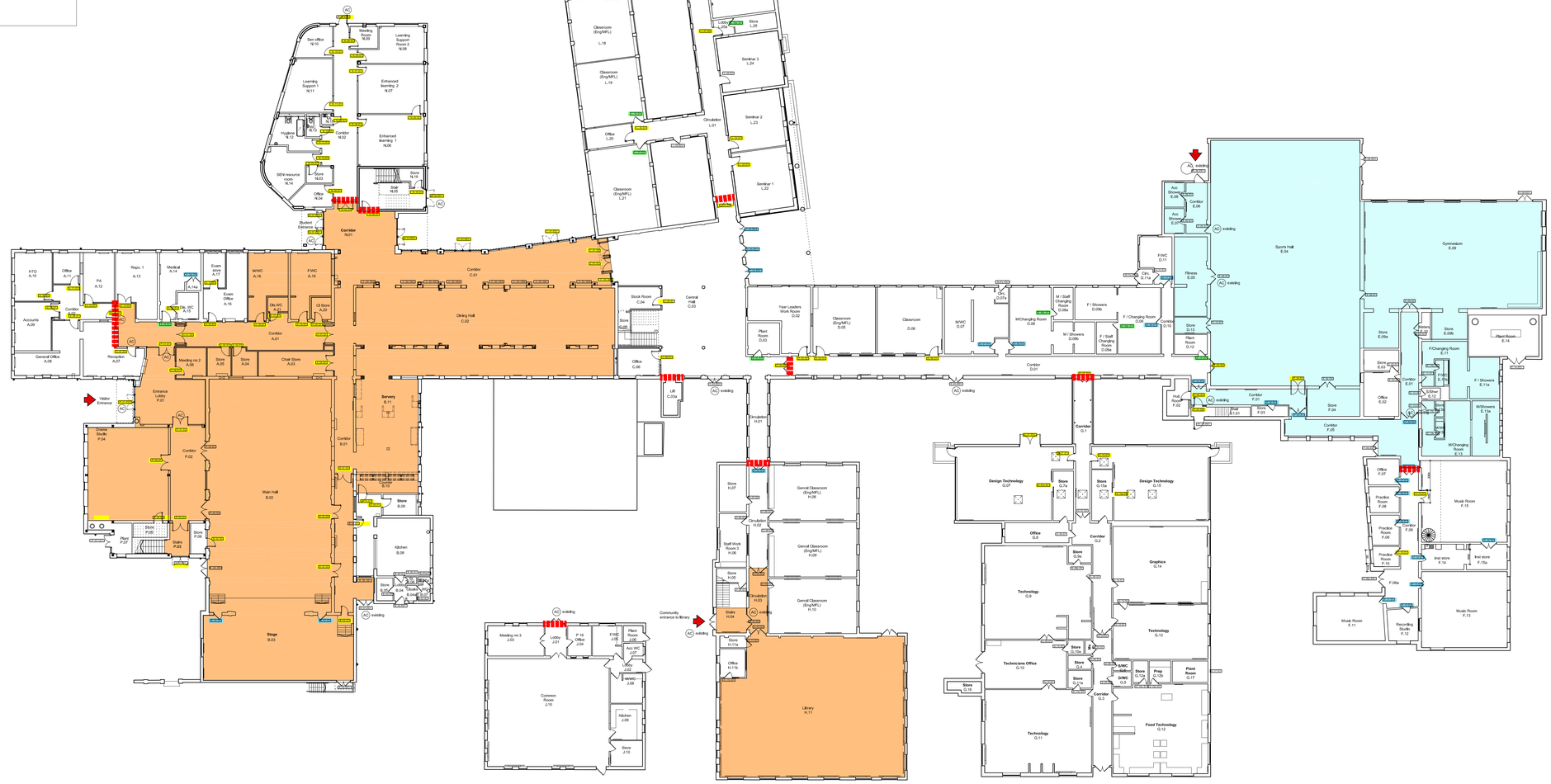

Rev	Date + notes	Drwn	Chkd
01	08.03.213: Issued for BREEAM Man 07 coomunity use & locfk down	PW	
0	16.05.2012: Issued for SHSCC RDD review & BREEAM Man 6	PW	

KIER
Cambridgeshire County Council
Learning Community Partnerships

Project
Sir Harry Smith

Drawing Title
Ground floor plan
Community access to new performance & existing sports areas

Author	Dwg No	Revision
RHP	SHS-A-9025	01

Status	Scale	Date
Preliminary	1:200@A0	APR 11